

Knowledge Organiser

Prior Learning

EYFS

Physical Development (Fine motor skills)


Begin to show accuracy and care when drawing.

Expressive arts and Design (Creating with materials) explore a variety of materials, tools and techniques, experimenting with colour, design, texture, form and function.

Share their creations, explaining the process they have used.

Year 1 – Art Autumn

Self-Portraits in the style of Picasso



Key Skills Taught

- Use a variety of tools, e.g. pencils, rubbers, crayons, pastels, felt tips, charcoal, chalk and other dry media.
- Experiment with the visual elements; line, shape, pattern and colour.

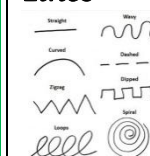
Vocabulary

Coloured pastels




Soft sticks you can use to colour and draw

Lines



Marks that can be straight, curvy, thick or thin

Self-portrait



A picture an artist makes of themselves

Sketch




A quick simple drawing

Key Knowledge Taught: *by the end of the unit pupils are expected to know that / be able to:*

- Know who Pablo Picasso was and his artistic style.
- What a self-portrait is (an artwork of themselves).
- Sketching as a way of planning ideas.
- How shapes and thick and thin lines can be used for effect in art.
- Experiment with colour for affect.
- 'Roll a Picasso' – a way to create their own Picasso style self-portrait.

Roll a Picasso



Extra Information: This can be added to by teacher, parent or child